













FREE PATTERNS

	<p>Noodlehead Open Wide Zippered Pouch tutorial (medium or small are good sizes) – https://blog.noodle-head.com/2012/06/open-wide-zippered-pouch-diy-tutorial.html</p>
	<p>Art Gallery Fabric Winona Make up Bag - https://liveartgalleryfabrics.com/wp-content/uploads/2022/02/Winona-Make-up-bag-and-sheets_Instructions.pdf Great way to use leftover 2.5” strips</p>
	<p>Jordan Fabrics Cross Corner placemat pattern (uses charm pack) - https://jordanfabrics.com/pages/cross-corner-place-mats</p>
<p>v</p>	<p>Jordan Fabrics Quick and Easy Placemats and Napkins https://youtu.be/MEaCQ0zLmgw?si=21ckmKQGDMg5hSk 1 yard of fabric for each side makes 4 placemats. No binding, and quilting can be as simple as squares or lines.</p>
	<p>Jordan Fabrics Charming Stars placemat and table runner pattern - https://jordanfabrics.com/pages/charming-stars</p>
	<p>OklaRoots Two-Tone Snack Pouch video tutorial - https://youtu.be/XWo-gxAQbVQ</p>
<p>Project bag</p>	<p>Fun and useful clear view tote - https://youtu.be/NI8xqwexL8Q?si=xYZNYvF8XiBGHpu Note: Modify the dimensions for orphan quilt blocks..</p>
	<p>Super quick clear vinyl pouch – https://youtu.be/WrTUm38PASI?si=kqscLvSrVgGOzBN</p>
	<p>Bella Pouch from Leenak Studios (\$8.67 on Etsy) – https://youtu.be/_DOTlw7OSRA?si=vCvz-RMbydq2yShw Adhesive binding from Fabric-therapy.com (it’s amazing!)</p>
	<p>Anna mini envelope pouch https://youtu.be/CzCTBPx0tso?si=jgFg96ioRm5o4ROW</p>
	<p>Sew Modern Bags Car Trash Can - https://sewmodernbags.com/car-trash-can-with-free-video-and-pattern/</p>
	<p>Polka Dot Chair Reading Pocket Book Pillow - https://www.polkadotchair.com/easy-reading-pillow-pattern/</p>
	<p>Quilt As You Go Sunglasses Case tutorial - https://www.sweeterthancupcakes.com/2018/07/sunglasses-case-sewing-tutorial.html</p>
	<p>Reversible bowl covers https://youtu.be/XXxO-meaOS0?si=yq4QvXSMpwpqEcyV Great way to use fat quarters. Bowl covers are great for anyone who bakes bread, or to make your bowl look pretty at a potluck!</p>

	<p>Crafty for Home Reversible Pint-Size Ice Cream Cozy tutorial (can also be used to hold ramen and oatmeal cups) – https://craftyforhome.com/2022/03/27/ice-cream-pint-cozy/</p>
	<p>Noodlehead Pencil Pouch tutorial - https://blog.noodle-head.com/2017/03/canvas-pencil-pouch-tutorial.html</p>
	<p>How to Sew a Pen Holder Bookmark https://youtu.be/e1ZrdFUR-zY?si=X0-K5M9O5yFkZN1</p>
	<p>Cute tote bag https://youtu.be/3lJujDZCchw?si=hbiGfs_OYkHGRakT Small size, super cute, and easy to make. Great for girls.</p>
	<p>Sewn Ideas https://www.sewnideas.com/freepatterns The cutest tissue holders and more!</p>
	<p>American Quilting and Patchwork - https://www.allpeoplequilt.com/bags-pillows-gifts</p>
	<p>The Crafty Gemini YouTube channel has tons of free patterns and tutorials</p>
	<p>Search “Quilted Gifts” on YouTube, and you’ll find lots of ideas, some with tutorials!</p>