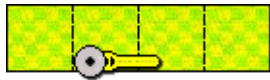



(BOM June 2019) Two Blocks 18" and 9" CITY STREET -



Start by marking and cutting the light fabric 4-1/2" x 18" strip into four 4-1/2" squares...



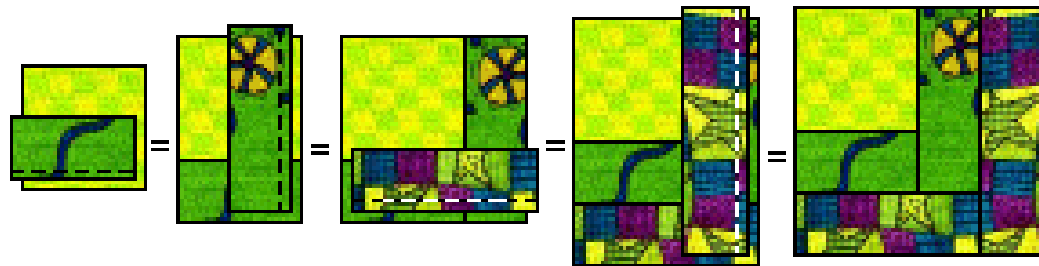
Next mark and cut the medium fabric 2-1/2" x 18" strip into four 2-1/2" x 4-1/2" rectangles. Then mark and cut the medium fabric 2-1/2" x 26" strip into four 2-1/2" x 6-1/2" rectangles...



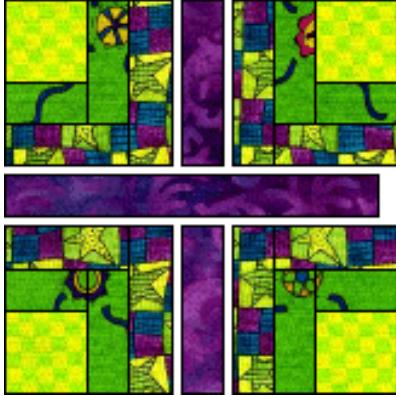
Now mark and cut the second medium fabric 2-1/2" x 26" strip into four 2-1/2" x 6-1/2" rectangles. Then mark and cut the 2 medium fabric 2-1/2" x 34" strip into four 2-1/2" x 8-1/2" rectangles...



Mark and cut the dark fabric 2-1/2" x 17" strip into two 2-1/2" x 8-1/2" rectangles. Also cut one dark fabric 2-1/2" x 18-1/2" strip...



Sew a short medium fabric strip to the bottom of a light fabric square. Press seam to strip side. Sew a longer medium strip to the right side of that unit, again pressing seam towards new strip. Next sew a shorter second medium fabric strip to the bottom of the unit, then a longer medium fabric strip to the right. Repeat this with the second medium fabric strips. Make two units just like this, and then make two units with the side strips added to the LEFT...



Now piece the block. Place a shorter dark fabric strip between two opposing corner units. Press seams towards corners. Make two units like this. Flip one over to be the bottom row...with the longer dark fabric strip between the top and bottom rows.

CITY STREET

Now make a second block.

The length will be 9" in replace of the 18" length when first cutting.

Replace the 4 ½" squares with 2 ½" squares and the 2 ½ strips with 1 ½ strips.